



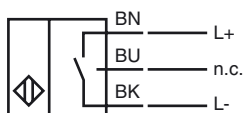
## Model Number

NJ3-18GK-S1N

## Features

- 3 mm embeddable in ST37 / 1.0037
- Usable up to SIL 3 acc. to IEC 61508

## Connection

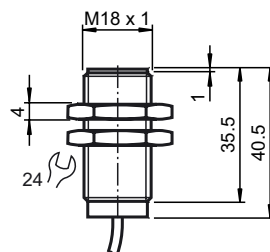


## Accessories

### BF 18

Mounting flange, 18 mm

## Dimensions



## Technical Data

### General specifications

Switching element function		NAMUR, NO
Rated operating distance	$s_n$	3 mm
Installation		embeddable in mild steel
Output polarity		Safety Function
Assured operating distance	$s_a$	0 ... 2.4 mm
Reduction factor $r_{AI}$		1
Reduction factor $r_{Cu}$		1
Reduction factor $r_{303}$		0

### Nominal ratings

Nominal voltage	$U_o$	8 V DC
Switching frequency	$f$	0 ... 200 Hz
Hysteresis	$H$	typ. 0.1 %
Suitable for 2:1 technology		yes, Reverse polarity protection diode not required
Current consumption		
Measuring plate not detected		$\leq 1$ mA
Measuring plate detected		$\geq 3$ mA

### Ambient conditions

Ambient temperature		-25 ... 100 °C (-13 ... 212 °F)
---------------------	--	---------------------------------

### Mechanical specifications

Connection type		cable silicon, 2 m
Core cross-section		0.75 mm <sup>2</sup>
Housing material		Hostalen PPN, black
Sensing face		Hostalen PPN, black
Protection degree		IP68
Note		only for non-ferrous metal

### General information

Use in the hazardous area		see instruction manuals
Category		1G; 2G; 3G; 1D



### Compliance with standards and directives

Standard conformity		
Standards		EN 60947-5-2:2007 IEC 60947-5-2:2007

### Approvals and certificates

FM approval		
Control drawing		116-0165F
UL approval		cULus Listed, General Purpose
CSA approval		cCSAus Listed, General Purpose
CCC approval		Products with a maximum operating voltage of $\leq 36$ V do not bear a CCC marking because they do not require approval.

**ATEX 1G**

Instruction	<b>Manual electrical apparatus for hazardous areas</b>
Device category 1G	for use in hazardous areas with gas, vapour and mist
Directive conformity	94/9/EG
Standard conformity	EN 60079-0:2006, EN 60079-11:2007, EN 60079-26:2007
CE symbol	Ignition protection "Intrinsic safety" Use is restricted to the following stated conditions  0102
Ex-identification	 II 1G Ex ia IIC T6
EC-Type Examination Certificate	PTB 00 ATEX 2049 X
Appropriate type	NJ 3-18GK-S1N...
Effective internal capacitance $C_i$	$\leq 70$ nF ; a cable length of 10 m is considered.
Effective internal inductance $L_i$	$\leq 200$ $\mu$ H ; a cable length of 10 m is considered.
Cable length	Dangerous electrostatic charges on the fixed connection cable must be taken into account for lengths equal to and exceeding the following values:
Explosion group IIA	69 cm
Explosion group IIB	34 cm
Explosion group IIC	5 cm
General	The apparatus has to be operated according to the appropriate data in the data sheet and in this instruction manual. The EC-Type Examination Certificate has to be observed. The special conditions must be adhered to!
Highest permissible ambient temperature	The temperature ranges, according to temperature class, are given in the EC-Type Examination Certificate. Note: Use the temperature table for category 1 !!! The 20 % reduction in accordance with EN 1127-1:2007 has already been accounted for in the temperature table for category 1.
Installation, Commissioning	Laws and/or regulations and standards governing the use or intended usage goal must be observed. The intrinsic safety is only assured in connection with an appropriate related apparatus and according to the proof of intrinsic safety. The associated apparatus must satisfy the requirements of category ia. Due to the possible danger of ignition, which can arise due to faults and/or transient currents in the equipotential bonding system, galvanic isolation of the power supply and signal circuit is preferable. Associated apparatus without electrical isolation must only be used if the appropriate requirements of IEC 60079-14 are met.
Maintenance	No changes can be made to apparatus, which are operated in hazardous areas. Repairs to these apparatus are not possible.
<b>Special conditions</b>	
Protection from mechanical danger	When used in the temperature range below $-20$ °C the sensor should be protected from knocks by the provision of an additional housing.
Electrostatic charging	When used in group IIC non-permissible electrostatic charges should be avoided on the plastic housing parts.

**ATEX 2G**

Instruction

**Device category 2G**

Directive conformity

Standard conformity

CE symbol

Ex-identification

EC-Type Examination Certificate

Appropriate type

Effective internal capacitance  $C_i$ Effective internal inductance  $L_i$ 

General

Highest permissible ambient temperature

Installation, Commissioning

Maintenance

**Special conditions**

Protection from mechanical danger

**Manual electrical apparatus for hazardous areas**

for use in hazardous areas with gas, vapour and mist

94/9/EG

EN 60079-0:2006, EN 60079-11:2007

Ignition protection "Intrinsic safety"

Use is restricted to the following stated conditions


 0102

 II 1G Ex ia IIC T6

PTB 00 ATEX 2049 X

NJ 3-18GK-S1N...

 $\leq 70$  nF ; a cable length of 10 m is considered. $\leq 200$   $\mu$ H ; a cable length of 10 m is considered.

The apparatus has to be operated according to the appropriate data in the data sheet and in this instruction manual. The EC-Type Examination Certificate has to be observed. The special conditions must be adhered to!

The temperature ranges, according to temperature class, are given in the EC-Type Examination Certificate.

Laws and/or regulations and standards governing the use or intended usage goal must be observed. The intrinsic safety is only assured in connection with an appropriate related apparatus and according to the proof of intrinsic safety.

No changes can be made to apparatus, which are operated in hazardous areas. Repairs to these apparatus are not possible.

When used in the temperature range below  $-20$  °C the sensor should be protected from knocks by the provision of an additional housing.

**ATEX 1D**

Instruction

**Device category 1D**

Directive conformity

Standard conformity

CE symbol

Ex-identification

EC-Type Examination Certificate

Appropriate type

Effective internal capacitance  $C_i$ Effective internal inductance  $L_i$ 

General

Maximum housing surface temperature

Installation, Commissioning

Maintenance

**Special conditions**

Electrostatic charging

**Manual electrical apparatus for hazardous areas**

for use in hazardous areas with combustible dust

94/9/EG

IEC 61241-11:2002: draft; prEN61241-0:2002

type of protection intrinsic safety "ID"

Use is restricted to the following stated conditions

**CE** 0102**Ex** II 1D Ex iaD 20 T 108 °C (226.4 °F)

The Ex-significant identification is on the enclosed adhesive label

ZELM 03 ATEX 0128 X

NJ 3-18GK-S1N...

≤ 70 nF ; a cable length of 10 m is considered.

≤ 200 μH ; a cable length of 10 m is considered.

The apparatus has to be operated according to the appropriate data in the data sheet and in this instruction manual.

The EC-Type Examination Certificate has to be observed.

The special conditions must be adhered to!

The maximum surface temperature of the housing is given in the EC-Type Examination Certificate.

Laws and/or regulations and standards governing the use or intended usage goal must be observed.

The intrinsic safety is only assured in connection with an appropriate related apparatus and according to the proof of intrinsic safety.

The associated apparatus must satisfy at least the requirements of category ia IIB or iaD. Because of the possibility of the danger of ignition, which can arise due to faults and/or transient currents in the equipotential bonding system, galvanic isolation in the power supply and signal circuits is preferable. Associated apparatus without electrical isolation must only be used if the appropriate requirements of IEC 60079-14 are met. The intrinsically safe circuit has to be protected against influences due to lightning.

The adhesive label provided must be affixed in the immediate vicinity of the sensor!

The surface to which the label is applied must be clean, flat and free from grease!

The affixed adhesive label must be readable and durable, taking account of the possibility of chemical corrosion!

When used in the isolating wall between Zone 20 and Zone 21 or Zone 21 und Zone 22 the sensor must not be exposed to any mechanical danger and must be sealed in such a way, that the protective function of the isolating wall is not impaired. The applicable directives and standards must be observed.

No changes can be made to apparatus, which are operated in hazardous areas. Repairs to these apparatus are not possible.

The connection cables are to be laid in accordance with EN 50281-1-2 and must not normally be subjected to chaffing during use.

**ATEX 3G (nL)**

Note

This instruction is only valid for products according to EN 60079-15:2003, valid until 31-May-2008

**Instruction****Manual electrical apparatus for hazardous areas****Device category 3G (nL)**

for use in hazardous areas with gas, vapour and mist

Directive conformity

94/9/EG

Standard conformity


EN 60079-15:2003 Ignition protection category "n"

Use is restricted to the following stated conditions

CE symbol

 0102

Ex-identification

 II 3G EEx nL IIC T6 X The Ex-significant identification is on the enclosed adhesive labelEffective internal capacitance  $C_i$  $\leq 70$  nF ; A cable length of 10 m is considered.Effective internal inductance  $L_i$  $\leq 200$   $\mu$ H ; A cable length of 10 m is considered.

General

The apparatus has to be operated according to the appropriate data in the data sheet and in this instruction manual. The data stated in the data sheet are restricted by this operating instruction! The special conditions must be observed!

Installation, Commissioning

Laws and/or regulations and standards governing the use or intended usage goal must be observed. The sensor must only be operated with energy-limited circuits, which satisfy the requirements of IEC 60079-15. The explosion group depends on the connected and energy-limited supply circuit.

The adhesive label provided must be affixed in the immediate vicinity of the sensor! The surface to which the label is applied must be clean, flat and free from grease! The affixed adhesive label must be readable and durable, taking account of the possibility of chemical corrosion!

Maintenance

No changes can be made to apparatus, which are operated in hazardous areas. Repairs to these apparatus are not possible.

**Special conditions**Maximum permissible ambient temperature  $T_{Umax}$  at  $U_i = 20$  Vfor  $P_i=34$  mW,  $I_i=25$  mA, T6

70 °C (158 °F)

for  $P_i=34$  mW,  $I_i=25$  mA, T5

85 °C (185 °F)

for  $P_i=34$  mW,  $I_i=25$  mA, T4-T1

100 °C (212 °F)

for  $P_i=64$  mW,  $I_i=25$  mA, T6

69 °C (156.2 °F)

for  $P_i=64$  mW,  $I_i=25$  mA, T5

84 °C (183.2 °F)

for  $P_i=64$  mW,  $I_i=25$  mA, T4-T1

100 °C (212 °F)

for  $P_i=169$  mW,  $I_i=52$  mA, T6

51 °C (123.8 °F)

for  $P_i=169$  mW,  $I_i=52$  mA, T5

66 °C (150.8 °F)

for  $P_i=169$  mW,  $I_i=52$  mA, T4-T1

80 °C (176 °F)

for  $P_i=242$  mW,  $I_i=76$  mA, T6

39 °C (102.2 °F)

for  $P_i=242$  mW,  $I_i=76$  mA, T5

54 °C (129.2 °F)

for  $P_i=242$  mW,  $I_i=76$  mA, T4-T1

61 °C (141.8 °F)

Protection from mechanical danger

The sensor must not be mechanically damaged.

When used in the temperature range below -20 °C the sensor should be protected from knocks by the provision of an additional housing.

Connection parts

The connection parts are to be installed, such that a minimum protection class of IP20 is achieved, in accordance with IEC 60529.

**ATEX 3G (ic)**

Instruction

**Device category 3G (ic)**

Directive conformity

Standard conformity

CE symbol

Ex-identification

Effective internal capacitance  $C_i$ Effective internal inductance  $L_i$ 

General

Installation, Commissioning

Maintenance

**Special conditions**for  $P_i=34$  mW,  $I_i=25$  mA, T6for  $P_i=34$  mW,  $I_i=25$  mA, T5for  $P_i=34$  mW,  $I_i=25$  mA, T4-T1for  $P_i=64$  mW,  $I_i=25$  mA, T6for  $P_i=64$  mW,  $I_i=25$  mA, T5for  $P_i=64$  mW,  $I_i=25$  mA, T4-T1for  $P_i=169$  mW,  $I_i=52$  mA, T6for  $P_i=169$  mW,  $I_i=52$  mA, T5for  $P_i=169$  mW,  $I_i=52$  mA, T4-T1for  $P_i=242$  mW,  $I_i=76$  mA, T6for  $P_i=242$  mW,  $I_i=76$  mA, T5for  $P_i=242$  mW,  $I_i=76$  mA, T4-T1

Protection from mechanical danger

Connection parts

**Manual electrical apparatus for hazardous areas**


for use in hazardous areas with gas, vapour and mist

94/9/EG

EN 60079-11:2007 Ignition protection category "ic"

Use is restricted to the following stated conditions

CE 0102

 II 3G Ex ic IIC T6 X The Ex-significant identification is on the enclosed adhesive label

$\leq 70$  nF ; A cable length of 10 m is considered.

$\leq 200$   $\mu$ H ; A cable length of 10 m is considered.

The apparatus has to be operated according to the appropriate data in the data sheet and in this instruction manual. The data stated in the data sheet are restricted by this operating instruction!

The special conditions must be observed!

Directive 94/9/EG is generally applicable only to the use of electrical apparatus operating at atmospheric conditions.

If the equipment is not used under atmospheric conditions, a reduction of the permissible minimum ignition energies may have to be taken into consideration.

Laws and/or regulations and standards governing the use or intended usage goal must be observed. The sensor must only be operated with energy-limited circuits, which satisfy the requirements of IEC 60079-11. The explosion group depends on the connected and energy-limited supply circuit.

The adhesive label provided must be affixed in the immediate vicinity of the sensor!

The surface to which the label is applied must be clean, flat and free from grease!

The affixed adhesive label must be readable and durable, taking account of the possibility of chemical corrosion!

No changes can be made to apparatus, which are operated in hazardous areas.

Repairs to these apparatus are not possible.

70 °C (158 °F)

85 °C (185 °F)

100 °C (212 °F)

69 °C (156.2 °F)

84 °C (183.2 °F)

100 °C (212 °F)

51 °C (123.8 °F)

66 °C (150.8 °F)

80 °C (176 °F)

39 °C (102.2 °F)

54 °C (129.2 °F)

61 °C (141.8 °F)

The sensor must not be mechanically damaged.

When used in the temperature range below -20 °C the sensor should be protected from knocks by the provision of an additional housing.

The connection parts are to be installed, such that a minimum protection class of IP20 is achieved, in accordance with IEC 60529.